

# PRODUCT INFORMATION PACKET

Model No: 145TTDR16332

Catalog No: GT4107

Globetrotter® Close-Coupled Pump Motor, 2 & 1.50 HP, 3 Ph, 60 & 50 Hz, 230/460 & 190/380 V,  
1800 & 1500 RPM, 145JMV Frame, DP



Regal and Marathon are trademarks of Regal Rexnord Corporation or one of its affiliated companies.  
©2024 Regal Rexnord Corporation, All Rights Reserved. MC017097E

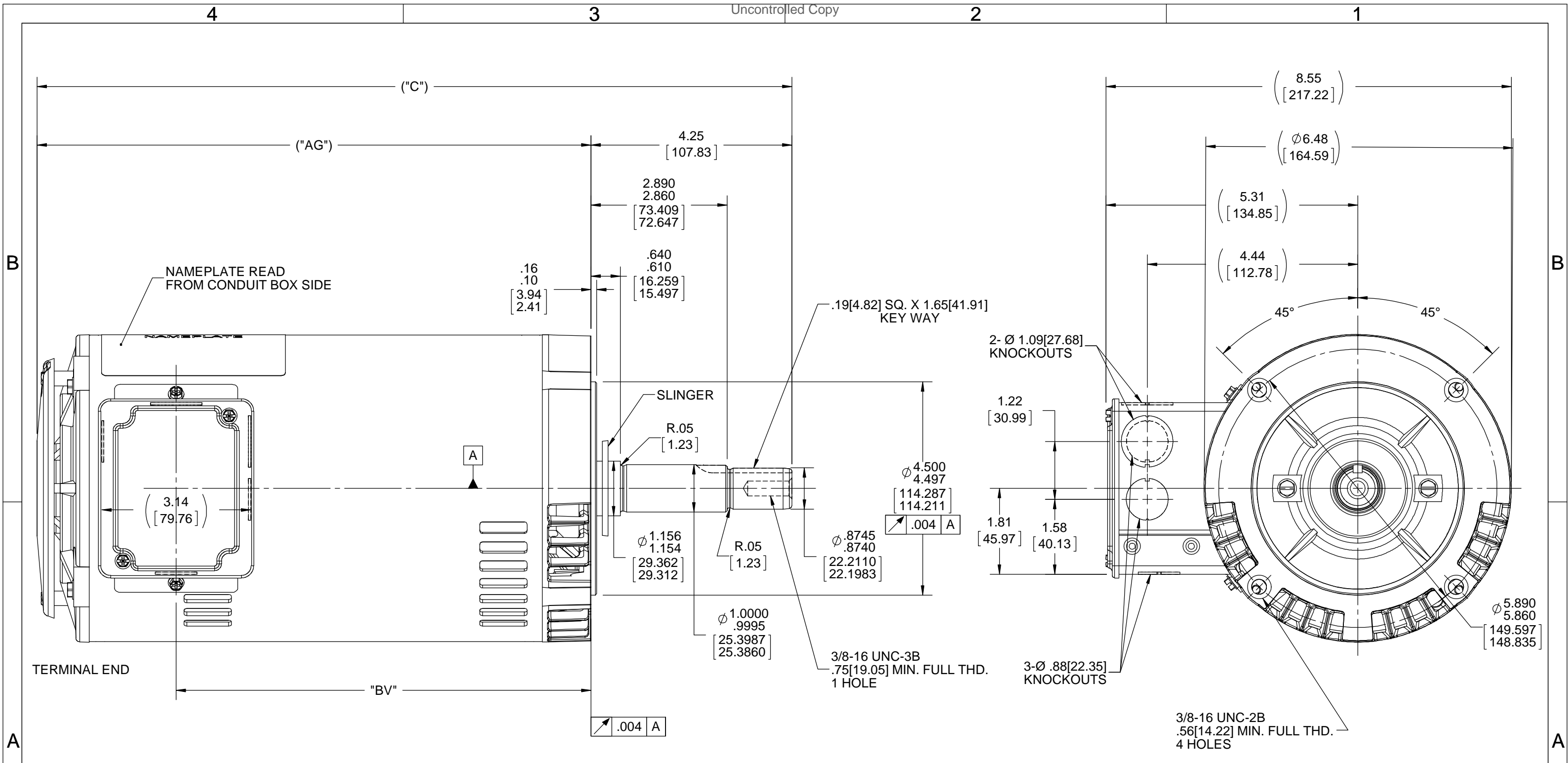
### Nameplate Specifications

Phase	<b>3</b>	Output HP	<b>2 &amp; 1.50 Hp</b>
Output KW	<b>1.5 &amp; 1.1 kW</b>	Voltage	<b>230/460 &amp; 190/380 V</b>
Speed	<b>1750 &amp; 1460 rpm</b>	Service Factor	<b>1.15 &amp; 1.0</b>
Frame	<b>145JMV</b>	Enclosure	<b>Drip Proof</b>
Thermal Protection	<b>No Protection</b>	Efficiency	<b>86.5 &amp; 85.5 %</b>
Ambient Temperature	<b>40 °C</b>	Frequency	<b>60 &amp; 50 Hz</b>
Current	<b>6/3 &amp; 5.6/2.8 A</b>	Power Factor	<b>74.5</b>
Duty	<b>Continuous</b>	Insulation Class	<b>F</b>
Design Code	<b>B</b>	KVA Code	<b>N</b>
Drive End Bearing Size	<b>6206</b>	Opp Drive End Bearing Size	<b>6203</b>
UL	<b>Recognized</b>	CSA	<b>Y</b>
CE	<b>Y</b>	IP Code	<b>22</b>
Number of Speeds	<b>1</b>		

### Technical Specifications

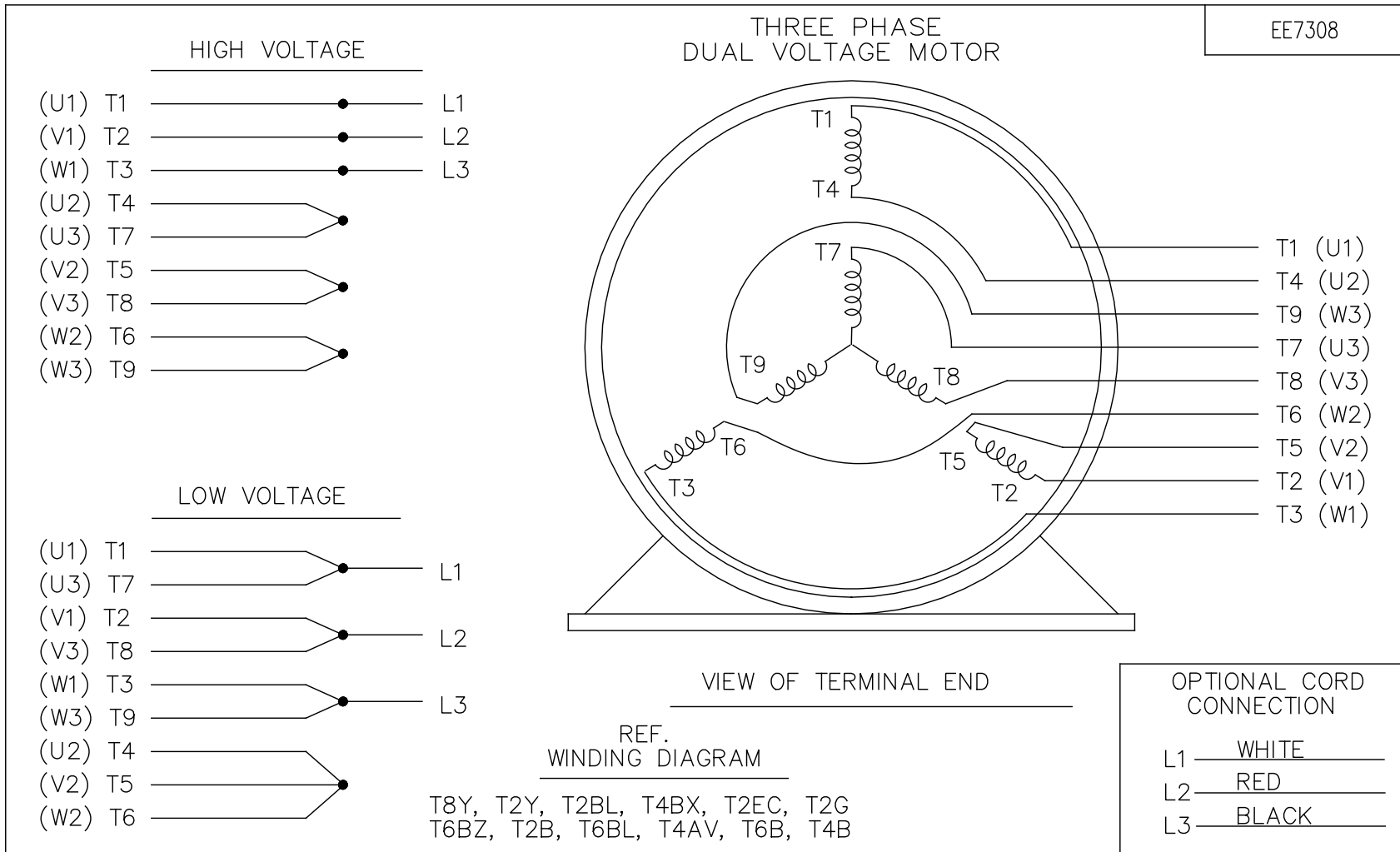
Electrical Type	<b>Squirrel Cage Inverter Rated</b>	Starting Method	<b>Line Or Inverter</b>
Poles	<b>4</b>	Rotation	<b>Reversible</b>
Resistance Main	<b>6.4 Ohms</b>	Mounting	<b>Round</b>
Motor Orientation	<b>Horizontal Or Shaft Down</b>	Drive End Bearing	<b>Ball</b>
Opp Drive End Bearing	<b>Ball</b>	Frame Material	<b>Rolled Steel</b>
Shaft Type	<b>JM</b>	Overall Length	<b>15.92 in</b>
Frame Length	<b>9.56 in</b>	Shaft Diameter	<b>0.875 in</b>
Shaft Extension	<b>4.25 in</b>	Assembly/Box Mounting	<b>F1 ONLY</b>
Inverter Load	<b>CONSTANT 2:1</b>		
Outline Drawing	<b>A-108673-956</b>	Connection Drawing	<b>A-EE7308</b>





NOTE:  
CONDUIT BOX CAN BE ROTATED IN 180° STEPS.

DRAWING REVISION A		REVISION BY	DATE	TOLERANCES UNLESS OTHERWISE SPECIFIED:		DRAWN BY A. KEETHA		REGAL™ Regal Beloit America, Inc.	
ECO ECO-0136108		APPROVED BY	DATE	DEC.	INCH	mm	ANGLE	DATE 03/05/2018	DESCRIPTION <b>OUTLINE</b> 140T FRAME-BB-DR.PR- C'FACE-3Ø-JM. EXT.
ECO DESCRIPTION <b>OUTLINE CONVERSION PROJECT</b>				.X	±0.1	[±2.5]	±7° 30"	APPROVED BY PST	
COPYRIGHT REGAL BELOIT AMERICA, INC. ALL RIGHTS RESERVED. PROPRIETARY AND CONFIDENTIAL INFORMATION - THIS DOCUMENT IS THE PROPERTY OF REGAL BELOIT AMERICA, INC. ("OWNER") AND CONTAINS OWNER'S PROPRIETARY INFORMATION. ANY PERSON, CORPORATION OR OTHER FIRM RECEIVING IT IS DEEMED, BY RECEIVING IT, TO AGREE THAT IT, AND/OR ANY PART OF IT, SHALL NOT BE DISCLOSED TO ANY PERSON, CORPORATION OR OTHER ENTITY, DUPLICATED, AND/OR USED, EXCEPT AS EXPRESSLY APPROVED IN WRITING IN ADVANCE BY OWNER. THIS DOCUMENT SHALL BE RETURNED TO OWNER UPON REQUEST. IT MAY BE SUBJECT TO CERTAIN RESTRICTIONS UNDER APPLICABLE EXPORT CONTROL LAWS AND REGULATIONS.				.XX	±0.03	[±0.76]		DATE 05/18/2018	MATERIAL
DASH NO.	"C"	"AG"	"BV"	.XXX	±0.005	[±0.127]		REFERENCE 100186	PROCESS/FINISH
956	15.93[404.62]	11.69[296.92]	8.75[222.25]	.XXXX	±0.0005	[±0.0127]		THIRD ANGLE PROJECTION	SIZE B
				REMOVE BURRS & BREAK SHARP EDGES: .003/.015 [0.076/.381] X 45° CORNER FILLETS: R.02 [5.1] MACHINED SURFACES: 200 INCH / 5.1 mm SHOWN IN [BRACKETS]				DRAWING NUMBER <b>108673</b>	SHEET 1 OF 1



NO.	REVISION	BY & DATE	CHK	ANG	TOLERANCES UNLESS SPECIFIED		FINISH	DRAWN RM 11/20/1990				
					DEC.	INCHES						
5	CHG TO REGAL LOGO	SL 09/10/2015	AB					CHK ML 11/21/1990				
4	REVISED IEC NOTATIONS	MSG 11/15/2011	CMN	.X	±.1			APPD SAS 04/24/2003				
3	ADDED IEC NOTATIONS... (U1), (V1) ETC. MU95194	MSG 5/10/2010	MJS	.XX	±.02			SCALE 1=1				
2	ADDED THE OPTIONAL CORD CONNECTION MU46318	RDH 04/24/2003	DRS	.XXX	±.005		TITLE CONNECTION DIAGRAM 3Ø - DUAL VOLTAGE MOTOR	REF				
1	REDRAWN	RM 11/20/1990		.XXXX	±.0005		MAT'L.	FMF				
					±7'30"			PREV				
THIS DRAWING IN DESIGN AND DETAIL IS OUR PROPERTY AND MUST NOT BE USED EXCEPT IN CONNECTION WITH OUR WORK ALL RIGHTS OF DESIGN AND INVENTION ARE RESERVED THIS IS AN ELECTRONICALLY GENERATED DOCUMENT - DO NOT SCALE THIS PRINT							RFP	CAD FILE ee7308	SIZE A	DRAWING NO. EE7308	PAGE OF 5	REV. 5
							DIST WP					

**CERTIFICATION DATA SHEET**

**Model#:** 145TTDR16332 AA  
**CONN. DIAGRAM:** A-EE7308  
**OUTLINE:** A-100186-956

**WINDING#:** ZT4260 NONE 1  
**ASSEMBLY:** F1 ONLY

**TYPICAL MOTOR PERFORMANCE DATA**

HP	KW	SYNC. RPM	F.L. RPM	FRAME	ENCLOSURE	KVA CODE	DESIGN
2&1 1/2	1.49&1.12	1800	1750&1460	145JMV	DP	N	B

PH	Hz	VOLTS	FL AMPS	START TYPE	DUTY	INSL	S.F	AMB°C	ELEVATION
3	60/50	230/460#190/ 380	6/3&5.6/2.8	LINE OR INVERTER	CONTINUOU S	F3	1.15/1.0	40	3300

FULL LOAD EFF: 86.5&85.5	3/4 LOAD EFF: 85.8	1/2 LOAD EFF: 82.8	GTD. EFF	ELEC. TYPE	NO LOAD AMPS
FULL LOAD PF: 74.5&72	3/4 LOAD PF: 65.3	1/2 LOAD PF: 53.8	84	SQ CAGE INV RATED	3.5 / 1.8

F.L. TORQUE	LOCKED ROTOR AMPS	L.R. TORQUE	B.D. TORQUE	F.L. RISE°C
6 LB-FT	56.8 / 28.4	24.1 LB-FT 402	30.7 LB-FT 512	38

SOUND PRESSURE @ 3 FT.	SOUND POWER	ROTOR WK^2	MAX. WK^2	SAFE STALL TIME	STARTS /HOUR	APPROX. MOTOR WGT
56 dBA	66 dBA	0.09 LB-FT^2	12 LB-FT^2	15 SEC.	2	45.4 LBS.

**\*\*\* SUPPLEMENTAL INFORMATION \*\*\***

DE BRACKET TYPE	ODE BRACKET TYPE	MOUNT TYPE	ORIENTATION	SEVERE DUTY	HAZARDOUS LOCATION	DRIP COVER	SCREENS	PAINT
C-FACE	STANDARD	ROUND	HORIZONTAL OR SHAFT DOWN	FALSE	NONE	TRUE	NONE	BLUE (POWDER)

BEARINGS		GREASE	SHAFT TYPE	SPECIAL DE	SPECIAL ODE	SHAFT MATERIAL	FRAME MATERIAL
DE	OPE						
BALL	BALL	POLYREX EM	JM	NONE	NONE	1144 STRESSPROOF (C-223)	ROLLED STEEL
6206	6203						

THERMO-PROTECTORS				THERMISTORS	CONTROL	SPACE /n HEATERS
THERMOSTATS	PROTECTORS	WDG RTDs	BRG RTDs			
NONE	NOT	NONE	NONE	NONE	FALSE	NONE VOLTS

If Inverter equals NONE, contact factory for further information

\*  
N  
O  
T  
E  
S  
\*

INVERTER TORQUE: CONSTANT 2:1
INV. HP SPEED RANGE: NONE
ENCODER: NONE
NONE NONE
NONE NONE PPR
BRAKE: NONE NONE
NONE P/N NONE
NONE NONE
- FT-LB NONE V NONE Hz

\*\* Subject to change without notice.

**Data Sheet**

**Date:** 19-06-2017  
**Customer:** \_\_\_\_\_  
**Attention:** \_\_\_\_\_  
**Submitted by:** FAREEDA DUDEKULA



145TTDR16332

**Submittal**

Data @ **460 V**

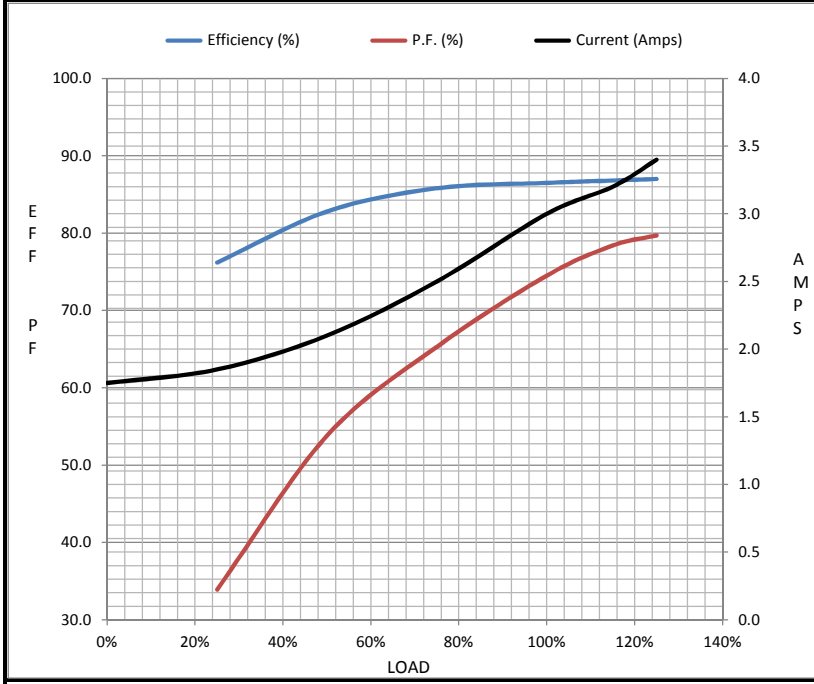
**Motor Load Data**

Load	0%	25%	50%	75%	100%	115%	125%	LR
Current (Amps)	1.75	1.85	2.10	2.50	3.0	3.2	3.4	28.4
Torque (ft-lb)	0.00	1.50	2.95	4.5	6.0	7.0	7.6	24.1
RPM	1800	1789	1778	1765	1750	1,745	1740	0
Efficiency (%)		76.2	82.8	85.8	86.5	86.8	87.0	
P.F. (%)	7.9	33.9	53.8	65.3	74.5	78.4	79.7	71.5

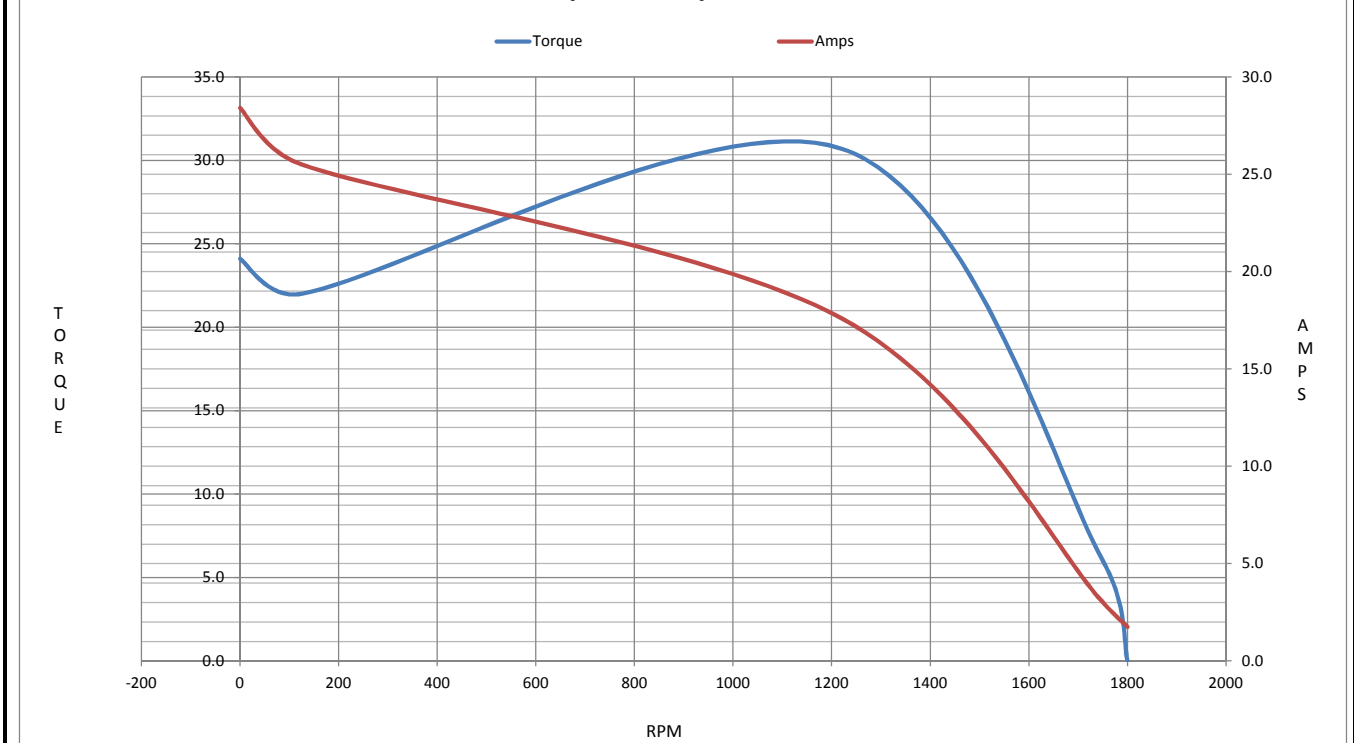
**Motor Speed Data**

	LR	Pull-Up	BD	Rated	Idle
Speed (RPM)	0	125	1220	1750	1800
Current (Amps)	28.4	25.5	17.6	3.0	1.75
Torque (ft-lb)	24.1	22.0	30.7	6.0	0.00

Information Block				
HP	2.0			
Sync. RPM	1800			
Frame	56			
Enclosure	DP			
Construction	TDR			
Voltage	230/460#190/38(V)			
Frequency	60 Hz			
Design	A			
LR Code letter	N			
Service Factor	1.15			
Temp Rise @ FL	38 ° C			
Duty	CONT			
Ambient	40 ° C			
Elevation	1,000 feet			
Rotor/Shaft wk <sup>2</sup>	0.09 Lb-Ft <sup>2</sup>			
Ref Wdg	ZT4260 NONE			
Sound Pressure @ 1M	56 dBA			
VFD Rating	CONSTANT 2:1			
Outline Dwg	A-100186-956			
Conn. Diag	A-EE7308			
Additional Specifications:				
0				
365THFS8036				
EQUIV CKT (OHMS / PHASE)				
R1	R2	X1	X2	Xm
4.1180	3.2660	6.2480	5.6800	163.3000



**Speed - Torque Curve**



## EC Declaration of Conformity

The undersigned representing  
the manufacturer:

Regal Beloit America  
100 East Randolph St.  
Wausau, WI 54401

and the authorized representative  
established within the Community:

Marathon Electric UK  
6F Thistleton Road Ind. Estate  
Market Overton  
Oakham, Rutland LE15 7PP UK

are committed to providing customers with products that comply with applicable regulations and international protocols to which they are subject, including the requirements of the European Parliament Directive on the Harmonization of the laws relating to electrical equipment designed for use within certain voltage limits (2014/35/EU).

Regal Beloit America declares that the following product(s), to which this declaration relates, are in conformity with the relevant sections of the EC standards listed below.

This statement supersedes any statements previously issued pertaining to the product(s) listed below and is subject to change without notice.

Model No : 145TTDR16332

(Model No. may contain prefix and/or suffix characters)

Catalog No : GT4107

Rework No : N/A

Directives :

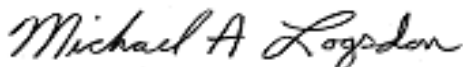
Low Voltage Directive 2014/35/EU

Harmonized Standards Used :

EN 60034-1: 2010 (IEC 60034-1: 2010)

EN 60034-5: 2001/A1:2007 (IEC 60034-5: 2000/A1:2006)

Authorized Representative:



Michael A. Logsdon  
Vice President, Technology

Authorized Representative in the Community:



Julian Clark  
Marketing Engineer

Created on 09/01/2022

**CE 22**